

# FRANKLIN GLOBAL SUKUK FUND "A" (USD) ACC

Screening Period: 10/09/2012 to 30/09/2019. All Calculations in USD



## Investment Objective

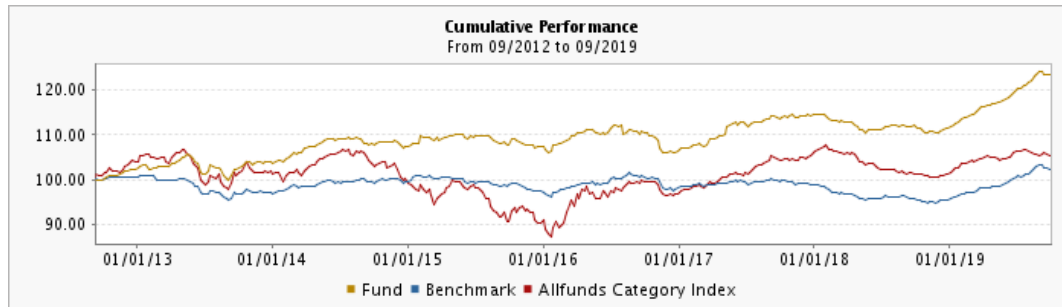
The Fund seeks to achieve this objective by investing principally in a portfolio of fixed- and floating-rate Shariah-compliant securities (including non-investment grade securities), including Sukuk al-Ijara and Sukuk al-Wakala issued by government, government-related and corporate entities located in developed and developing countries. The Fund will also invest up to 40% of its net assets in short term instruments including Murabaha placements. If you need more information, please check the prospectus.

## Classification

**Allfunds Category** Global Emerging F. I.  
**European Fund Classification** -  
**Fund Benchmark** Dow Jones Sukuk Index

## Cumulative Performance

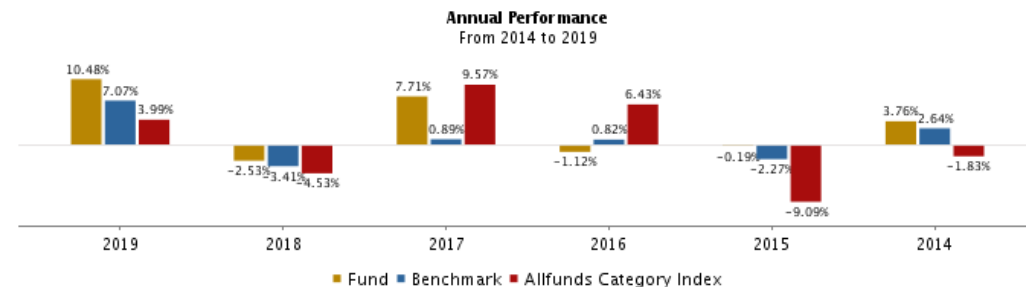
**Benchmark** FRANKLIN GLOBAL SUKUK FUND "A" (USD) ACC is benchmarked against the Dow Jones Sukuk Index



	Daily	Weekly	1 month	3 months	6 months	1 year	3 years	5 years	Inception
<b>Fund</b>	-0.08 %	-0.24 %	-0.56 %	2.84 %	6.02 %	9.80 %	11.58 %	14.48 %	23.30 %
<b>Benchmark</b>	-0.08 %	-0.24 %	-0.78 %	1.88 %	4.16 %	6.72 %	1.64 %	3.19 %	2.31 %
<b>Allfunds Category Index</b>	-0.14 %	-0.32 %	-0.21 %	-1.08 %	0.37 %	3.73 %	5.56 %	2.48 %	5.15 %

## Annualized Return

	2019 (YTD)	2018	2017	2016	2015	2014
<b>Fund</b>	10.48 %	-2.53 %	7.71 %	-1.12 %	-0.19 %	3.76 %
<b>Benchmark</b>	7.07 %	-3.41 %	0.89 %	0.82 %	-2.27 %	2.64 %
<b>Allfunds Category Index</b>	3.99 %	-4.53 %	9.57 %	6.43 %	-9.09 %	-1.83 %



## Quarterly Performance

	2019	2018	2017	2016	2015	2014
<b>Quarter 1</b>	4.21 %	-1.48 %	2.73 %	2.33 %	1.11 %	3.28 %
<b>Quarter 2</b>	3.10 %	-1.42 %	3.11 %	1.18 %	0.55 %	1.77 %
<b>Quarter 3</b>	2.84 %	0.99 %	0.98 %	-0.72 %	-1.55 %	-1.28 %
<b>Quarter 4</b>	-	-0.62 %	0.70 %	-3.80 %	-0.28 %	0.00 %

## Statistics

Calculation period 3 years. Data calculated with daily values

Calculations made on the track record available. Data calculated with daily values

	Annualized Return	Volatility	Sharpe Ratio	Maximum Drawdown	Correlation	R2	Beta	Alpha	T.E.	Info Ratio	Jensen Alpha	Treynor Ratio
<b>Fund</b>	3.72 %	1.99 %	2.06	-4.25 %	0.53	0.28	0.67	3.36 %	1.77 %	1.80	2.91 %	6.09
<b>Benchmark</b>	0.54 %	1.56 %	0.58	-5.86 %								

## Fund Details

### Risk and Reward Profile



**Inception** 10/09/2012

**Code**  
**ISIN** LU0792756115

**Currency**  
**Class A** USD

**Domicile** Luxembourg

**Registration Data**  
**Fund Type** International  
**UCITs** Yes  
**Legal Structure** -

**Dividends**  
**Type Share** Accumulation

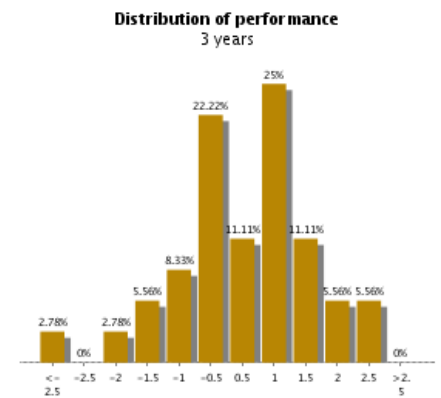
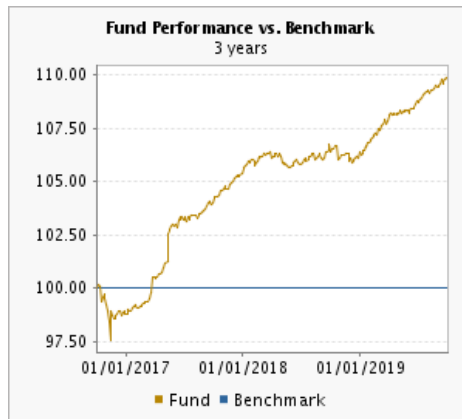
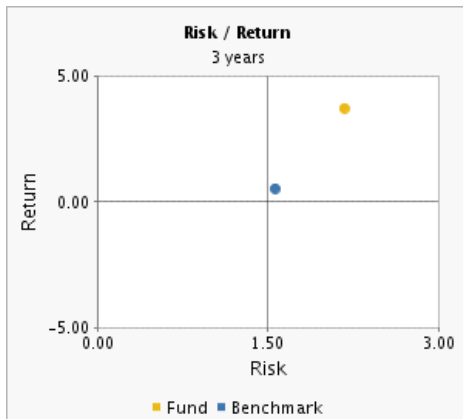
**Valuation**  
**Last price** 12.33 USD  
**Last price date** 30/09/2019

**Minimum Investment**  
**Initial** 5,000 USD  
**Subsequent** 1,000 USD

**Fees**  
 Applicable to the Fund  
**Management** 1.00%  
**Distributions** 0.30%  
**Performance** 0.00%  
**OCF** (01/03/2019) 1.50%  
 Applicable to the Investor  
**Initial Max.** 5.00%  
**Exit Max.** 1.00%

**AUM**  
**AUM Date** 30/09/2019  
**Fund** 159.9049505 (mill.) USD  
**Class** 54.1974872 (mill.) USD

## Charts



## Sources

**FRANKLIN TEMPLETON IM LTD (LU):** Fund Mgmt. Co., UCI, Fund Benchmark, Inception, Dividends, Currency, ISIN, Initial Max., Exit Max., Annual Mgmt. Fee, Distribution Fee, Performance, Minimum initial, Minimum Subsequent, AUM (mill.), Investment Objective, Prices used to calculate Performance and Statistics, Risk, Portfolio Breakdown, Fund Name, Domicile, OCF, , , , .

**Allfunds Bank:** Fund Type, Allfunds Category, Comparative Benchmark selection, Returns, Statistics, Charts.

**Bloomberg:** Comparative Benchmark prices.

**European Fund Classification:** European Fund Classification.

However, we have not independently verified the information obtained from these sources and so do not guarantee that it is accurate, adequate or complete.

## Disclaimer

**Information - Accuracy and third party content:** Allfunds uses reasonable skill and care in selecting the providers of the content however, Allfunds does not give any warranties, express or implied, or make any representations as to the accuracy, adequacy or ability to access, or any delay in access, suitability of use of any content. Allfunds has not independently verified the information obtained from the different sources and does not guarantee the same to be accurate, precise, adequate or complete. While Allfunds makes every attempt to provide accurate and timely information to serve the needs of users, neither Allfunds nor the third party content providers guarantee its accuracy, timeliness, completeness, usefulness or any other aspect of the information and are not responsible or liable for any such content. This information is provided for informational purposes only and Allfunds and the third party content shall not be liable for any loss or damage arising from your reliance upon such information.

**UCIs Local Registration:** The sale of the undertakings for collective investment (UCIs) may be restricted in certain jurisdictions. Investors should be aware that the UCIs included in this Website may not be registered or authorised for public distribution by relevant supervisory authorities in the country of residence of investors, as applicable. Please consult with the relevant home authority.

**Information on UCIs:** The information on UCIs has been prepared for information purposes only and is not a solicitation or an offer to buy or sell any UCIs. It is not intended to be a complete description of the UCI, its shares or units, markets or developments referred to therein. Allfunds takes no responsibility for and shall not be liable in respect of any losses arising from any investment decision made following use of the information included herein.

**UCIs taxation:** The applicable tax treatment will depend on the individual circumstances of each investor and may be subject to change in the future. Please consult with your own tax, accounting and legal advisers regarding any investment in any of the UCIs included in this section of the Website and take appropriate advice regarding any applicable legal requirements and any applicable taxation and exchange control regulations in the country of your citizenship, residence or domicile which may be relevant to the subscription, purchase, holding, exchange, redemption or disposal of any of the UCIs included in this Website.

**UCIs risks:** UCIs are subject to market risks and there is no assurance or guarantee that the objectives of the UCIs will be achieved. As with any investment in securities, the NAV of the shares or units issued under the UCIs can go up or down depending on the factors and forces affecting the capital markets. The investments of the UCIs are subject to market fluctuations and to other risks inherent to the investment in financial instruments and, thus, the acquisition value of the UCIs and the relevant performance may increase or decrease and investors may lose the initial amount invested. Currency fluctuations may make the performance of the UCIs increase or decrease. Some of the principal risks of investing in the UCIs include country risk, illiquid assets risk, focused portfolio risk, portfolio turnover risk, management risk, derivatives risk, borrowing risk, taxation risk and equity securities risk. These and other risks are described in the UCI's prospectus. Prospective investors should read the prospectus carefully to obtain information on the risk to determine if the investment is appropriate for them.

The following risks may increase the fund's price volatility by amplifying market events. Please consider when investing that: (i) Investments in equities are subject to market risk, the economic and political conditions of the countries which investments are made and, potentially, to currency exchange rate risk. (ii) Investments in debt securities are primarily subject to interest rate, credit and default risk and, potentially, to currency exchange risk. (iii) Investments in absolute return and alternative strategies are primarily subject to interest rate, market liquidity, credit and default risk, and, potentially, to currency exchange risk. The use of financial instruments as part of the investment process may also generate risk related to liquidity constraints and leverage. (iv) Investments in emerging markets and/or small companies may involve a higher degree of risk as they can be more volatile than their developed markets or large companies counterparts.

**UCIs performance:** Any figures included herein refer to past performance. Past performance is not a reliable indicator of future results, which may be subject to change in the future. The value of investments and the return derived from investments can increase or decrease. Forecasts are not a reliable indicator of future performance.

**UCIs currency:** Should the UCIs be denominated in a currency other than that of the Member State where the investor is resident, such investor should be aware that return may increase or decrease as a result of currency fluctuations.

**Opinions and conflict of interest:** Opinions expressed herein, if any, are current opinions as of the date appearing in this Website only and are the personal views of the person issuing the opinion. No part of the compensation received by the persons expressing opinions was, is or will be directly or indirectly related to the specific views contained herein. These reports have been prepared in accordance with Allfunds' conflict of interest policy. The policy describes Allfunds organizational and administrative arrangements for the avoidance, management and disclosure of conflicts of interest. The policy is available at Allfunds' offices.

**Use of content:** No part of the information contained herein may, without Allfunds' prior written consent, be (i) copied, photocopied or duplicated in any form, by any means, or (ii) distributed to any person that is not an employee, officer, director, or authorized agent of the recipient.

**Trademarks AFB:** "Allfunds", "www.allfundsbank.com", "www.allfundsbank.es and any other company or UCIs names appearing anywhere on the Website are trademarks and you may not use any trademarks, servicemarks or logos appearing herein, or otherwise owned or licensed to Allfunds without prior permission from Allfunds or their relevant owners.

**Trademarks Citywire:** "Citywire Ratings and Citywire Rankings and database right Citywire Financial Publishers Ltd 2007. No part of this material may be copied, reproduced, distributed or adapted in any form or by any means without prior written consent. This includes but is not limited to all individual fund manager data such as rankings of fund managers and ratings of fund managers. Citywire does not accept any liability for your reliance upon, or any errors or omissions in, the Citywire Ratings or Citywire Rankings."

Both classifications are considered when classifying the risk of a UCI, the risk of the Asset Class per se and the risk of the UCI compare with the rest of the funds in the same Asset Class. Information is based on gross performance and it should be taken into account that there are certain applicable fees or commissions which may affect such performance.

**Morningstar Data Disclaimer:** © 2016 Morningstar. All Rights Reserved. The information, data, analyses and opinions ("Information") contained herein: (1) include the proprietary information of Morningstar and Morningstar's third party licensors; (2) may not be copied or redistributed except as specifically authorised; (3) do not constitute investment advice; (4) are provided solely for informational purposes; (5) are not warranted to be complete, accurate or timely; and (6) may be drawn from fund data published on various dates. Morningstar is not responsible for any trading decisions, damages or other losses related to the Information or its use. Please verify all of the Information before using it and do not make any investment decision except upon the advice of a professional financial adviser.